The background of the slide is composed of three diagonal sections: a white section in the top-left, an orange section in the bottom-left, and a light blue section in the bottom-right.

SCRATCH!!
WHAT IS SCRATCH
PROJECT ?

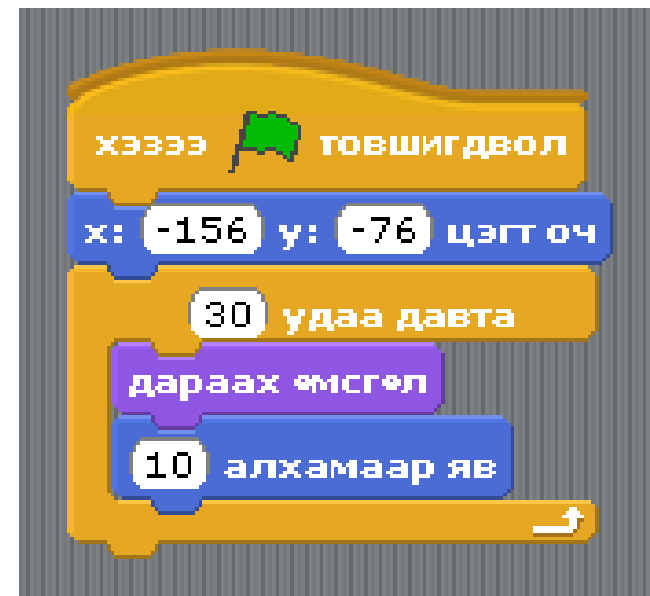
❑ Programming software for kids (above 8)

- ❑ Young students can learn the concept of programming easily

❑ MIT Media Lab -developed by Lifelong Kindergarten Group-

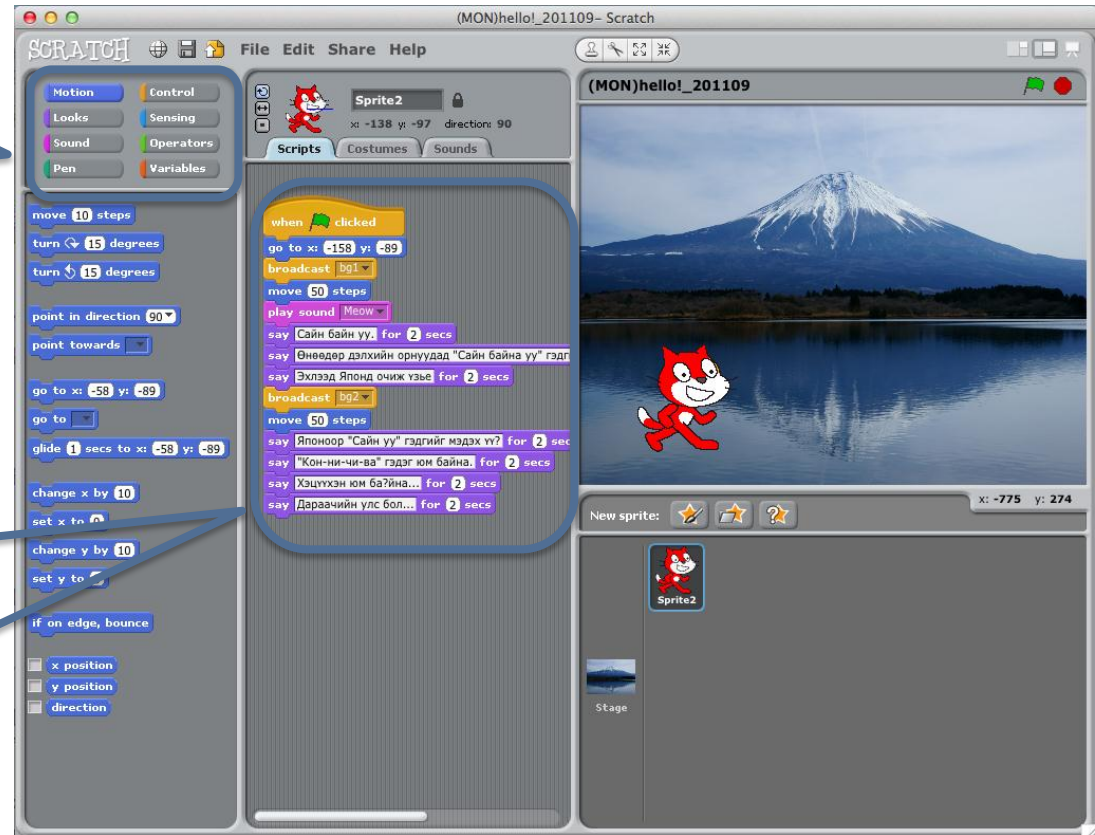
◆ Characteristics

- ◆ Can use Mongolian Language
- ◆ Many ready-made material is contained
- ◆ Teacher can use their own material
- ◆ User-friendly



WHAT IS SCRATCH ??

Basic Command Block



Combine the blocks to control the character, change the Background image...etc

INTERFACE OF SCRATCH

❑ illustration


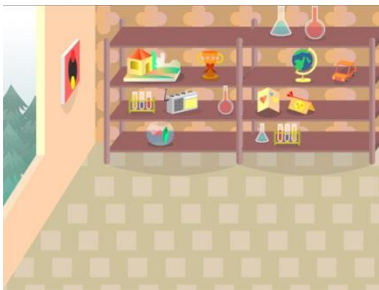
- Animals (72characters), Fantasy (43characters), Letters(0~10
10characters), People (99characters), Things (37characters),
Transportation (19characters)



READY-MADE
MATERIALS
(ILLUSTRATION)

❑ Background illustrations/photos

- Indoors (12characters), Nature (20characters), Outdoors (34characters),
Sorts (7characters)



**READY-MADE MATERIALS
(BACKGROUND PICTURE)**

❑ Sound

- Music instrument (80characters),Sound Effect(31characters)
- Animal(16characters),Effects(15characters),Human(17characters),
Instruments (11characters),Music Loops (23characters),
Percussion(6characters),Vocals(12characters)
- Can record with microphone



**SOUND MATERIALS
INCLUDED**

Objective

- To introduce the FOSS software to improve the quality of education and to also introduce how to use it.
 - Introduced “Scratch” to primary school teachers & conducted training

Manual

- Developed “Scratch basic manual” (33pages)
- Explained how to use Scratch & how to create teaching material

Scratch Teacher Training

Target site : Bayankhongor, DornoGobi, TuV

Participants : 30 Primary school teachers

Training Outline: How to use the Scratch basic functions
How to make teaching material




SCRATCH TRAINING

Sample of Scratch Teaching Material

Subject : Physical Education

Objective : To show how to move the body, student will follow the material

Idea was came from : Dornogobi teachers




**SCRATCH TEACHING MATERIAL
(TEACHERS' IDEA)**

Sample of Scratch Teaching Material

Subject : Human & Environment , Math

Objective : To practice counting number with animation

Idea was came from : Tuv teachers



**SCRATCH TEACHING MATERIAL
(TEACHERS' IDEA)**

Objectives : To monitor the outcomes of Scratch Training

Target site : Bayankhongor, DornoGobi, Tuv

Participants : primary school teachers

Number of Scratch teaching materials :

13 materials (Bayankhongor, DOrnoGobi), 15 materials (Tuv)

- Movie:
 - one-way communication
 - Scripts vs narration
 - Adjusted timing of scripts for students' reading speed
- Interactive tool
 - two-way communication
 - Expected responses from children



**SCRATCH
COMPETITION**

Objectives : To explain the their unique history and
culture with poem

Subject : Civil education

FIRST PLACE (BAYANKHONGOR)

- ❑ JASID (Japan Society for International Development) annual conference
- ❑ Date : 2nd June
- ❑ Location : Yokohama National University
- ❑ Objective: To show the result of Scratch analysis

JASID PRESENTATION