

Advanced Data Analysis: Fisher Discriminant Analysis

Masashi Sugiyama (Computer Science)

W8E-505, sugi@cs.titech.ac.jp

<http://sugiyama-www.cs.titech.ac.jp/~sugi>

Supervised Dimensionality Reduction

57

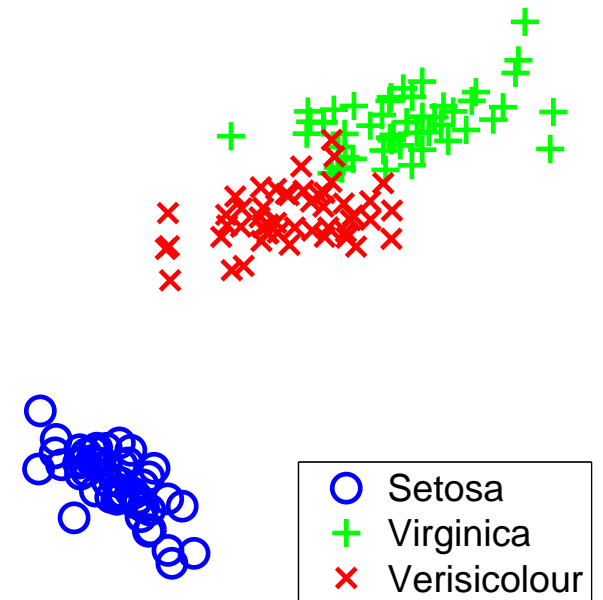
- Samples $\{\mathbf{x}_i\}_{i=1}^n$ have **class labels** $\{y_i\}_{i=1}^n$:

$$\{(\mathbf{x}_i, y_i)\}_{i=1}^n$$

$$\mathbf{x}_i \in \mathbb{R}^d$$

$$y_i \in \{1, 2, \dots, c\}$$

- We want to obtain an embedding such that **samples in different classes are well separated from each other!**

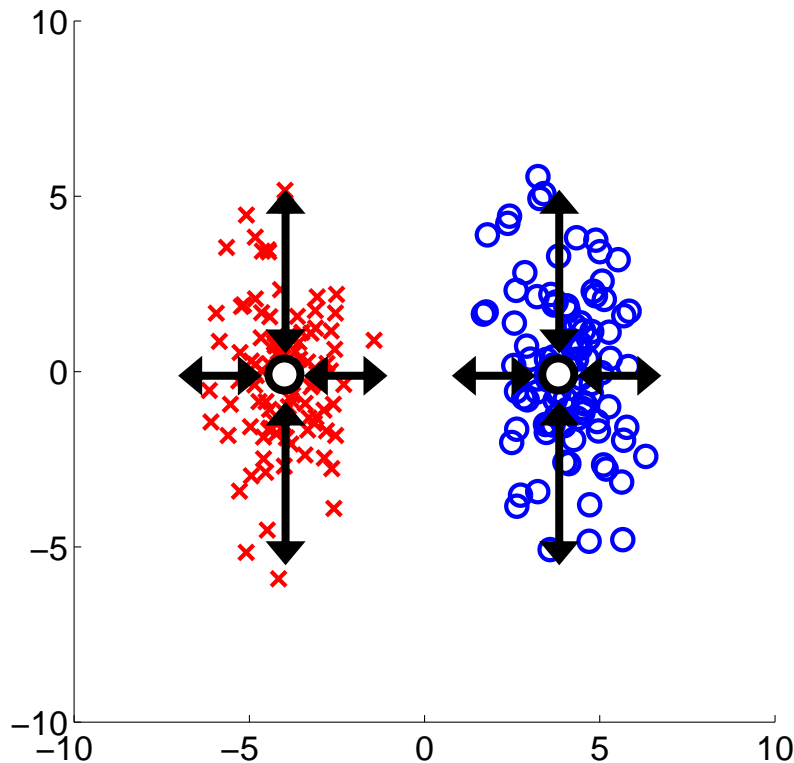


Within-Class Scatter Matrix

58

- Sum of scatter within each class:

$$\mathcal{S}^{(w)} = \sum_{\ell=1}^c \sum_{i:y_i=\ell} (\mathbf{x}_i - \boldsymbol{\mu}_\ell)(\mathbf{x}_i - \boldsymbol{\mu}_\ell)^\top$$



$$\boldsymbol{\mu}_\ell = \frac{1}{n_\ell} \sum_{i:y_i=\ell} \mathbf{x}_i$$

$\boldsymbol{\mu}_\ell$: mean of samples in class ℓ

n_ℓ : # of samples in class ℓ

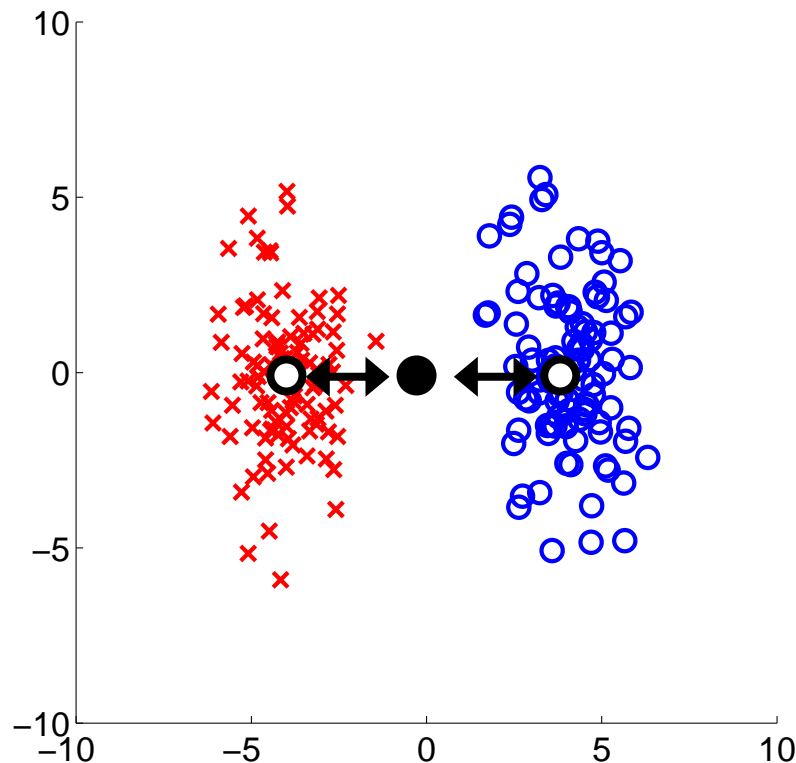
Between-Class Scatter Matrix ⁵⁹

- Sum of scatter between classes:

$$\mathcal{S}^{(b)} = \sum_{\ell=1}^c n_{\ell} (\mu_{\ell} - \mu) (\mu_{\ell} - \mu)^{\top}$$

$$\mu = \frac{1}{n} \sum_{i=1}^n \mathbf{x}_i$$

$$\mu_{\ell} = \frac{1}{n_{\ell}} \sum_{i:y_i=\ell} \mathbf{x}_i$$



μ : mean of all samples
 μ_{ℓ} : mean of samples in class ℓ
 n_{ℓ} : # of samples in class ℓ

Fisher Discriminant Analysis (FDA)⁶⁰

Fisher (1936)

- Idea: minimize **within-class scatter** and maximize **between-class scatter**, i.e., maximize

$$\text{tr}((BS^{(w)}B^\top)^{-1}BS^{(b)}B^\top)$$

- To disable arbitrary scaling, we impose

$$BS^{(w)}B^\top = I_m$$

- FDA criterion:

$$B_{FDA} = \underset{B \in \mathbb{R}^{m \times d}}{\text{argmax}} \text{tr}(BS^{(b)}B^\top)$$

$$\text{subject to } BS^{(w)}B^\top = I_m$$

FDA: Summary

■ FDA criterion: $B_{FDA} = \operatorname{argmax}_{B \in \mathbb{R}^{m \times d}} \operatorname{tr}(BS^{(b)}B^\top)$

subject to $BS^{(w)}B^\top = I_m$

■ FDA solution:

$$B_{FDA} = (\psi_1 | \psi_2 | \cdots | \psi_m)^\top$$

- $\{\lambda_i, \psi_i\}_{i=1}^m$: Sorted **generalized** eigenvalues and normalized eigenvectors of $S^{(b)}\psi = \lambda S^{(w)}\psi$

$$\lambda_1 \geq \lambda_2 \geq \cdots \geq \lambda_d$$

$$\langle S^{(w)}\psi_i, \psi_j \rangle = \delta_{i,j}$$

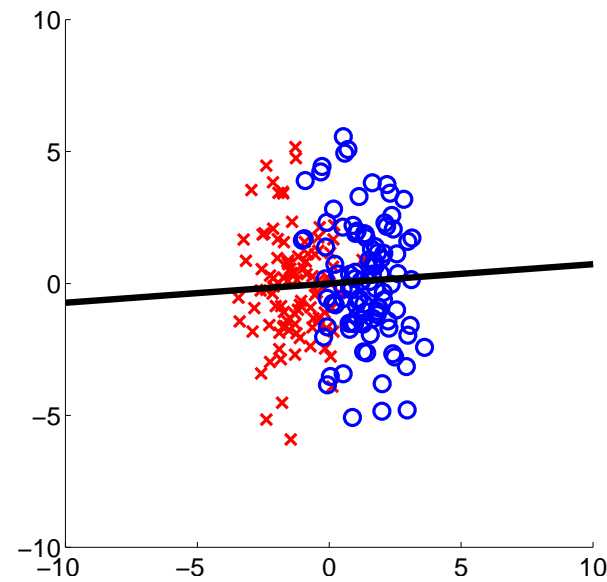
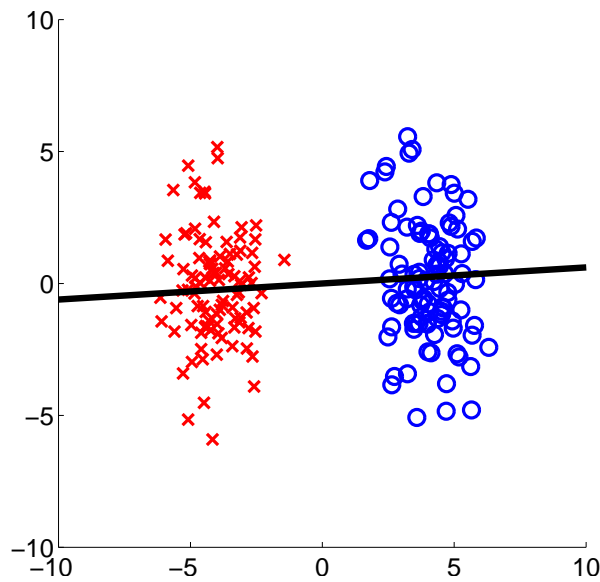
■ FDA embedding of a sample x :

$$z = B_{FDA}x$$

Examples of FDA

62

$$d = 2, m = 1 \quad (\mathbb{R}^2 \implies \mathbb{R}^1)$$

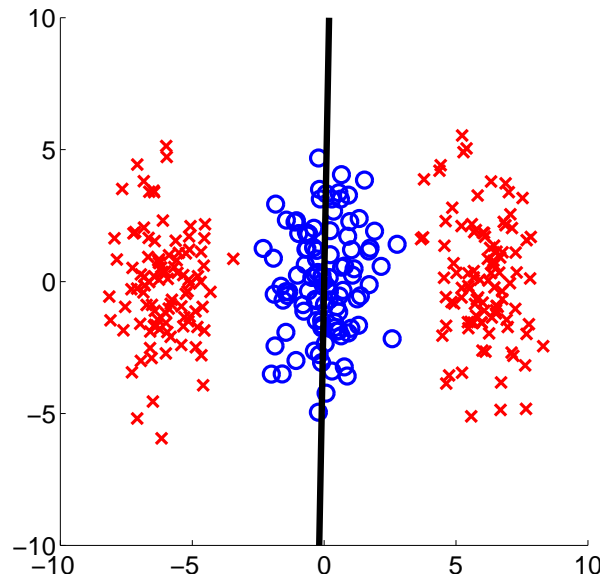


- FDA can find an appropriate subspace.

Examples of FDA (cont.)

63

$$d = 2, m = 1 \quad (\mathbb{R}^2 \implies \mathbb{R}^1)$$



- However, FDA does not work well if samples in a class have **multimodality**.

Dimensionality of Embedding Space⁶⁴

■ We have $\text{rank}(\mathbf{S}^{(b)}) = c - 1$. (Homework)

■ This means $\{\lambda_i\}_{i=c}^d$ are always zero.

c : # of classes

$$\lambda_1 \geq \lambda_2 \geq \cdots \geq \lambda_d$$

■ Due to the multiplicity of eigenvalues, eigenvectors $\{\psi_i\}_{i=c}^d$ can be **arbitrarily rotated** in the null space of $\mathbf{S}^{(b)}$.

■ Thus FDA essentially requires

$$m \leq c - 1$$

■ When $c = 2$, m can not be larger than 1 !

m : dimensionality of embedding space

Pairwise Expressions of Scatter⁶⁵

(Homework)

■ $S^{(w)} = \frac{1}{2} \sum_{i,j=1}^n Q_{i,j}^{(w)} (\mathbf{x}_i - \mathbf{x}_j)(\mathbf{x}_i - \mathbf{x}_j)^\top$

$$Q_{i,j}^{(w)} = \begin{cases} 1/n_\ell & (y_i = y_j = \ell) \\ 0 & (y_i \neq y_j) \end{cases}$$

■ $S^{(b)} = \frac{1}{2} \sum_{i,j=1}^n Q_{i,j}^{(b)} (\mathbf{x}_i - \mathbf{x}_j)(\mathbf{x}_i - \mathbf{x}_j)^\top$

$$Q_{i,j}^{(b)} = \begin{cases} 1/n - 1/n_\ell & (y_i = y_j = \ell) \\ 1/n & (y_i \neq y_j) \end{cases}$$

n : # of all samples

n_ℓ : # of samples in class ℓ

■ Implication:

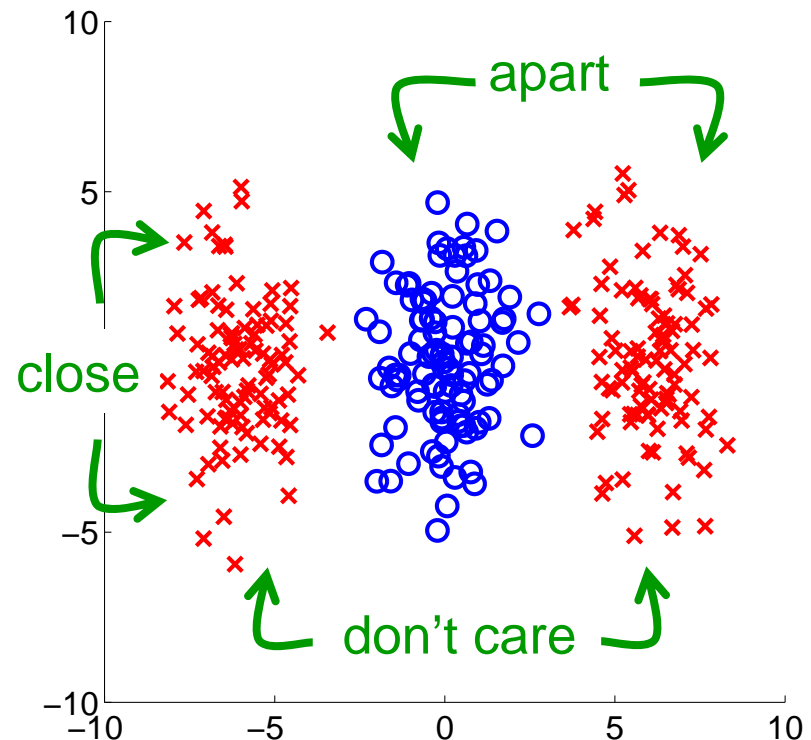
- Samples in the same class are made close
- Samples in different classes are made apart

Local Fisher Discriminant Analysis⁶⁶

Sugiyama (2007)

■ **Idea:** Take the locality of data into account:

- **Nearby** samples in the **same** class are made **close**
- **Far-apart** samples in the **same** class are **not** made **close**
- Samples in **different** classes are made **apart**



LFDA Criterion

Local within-class scatter matrix:

$$\tilde{\mathbf{S}}^{(w)} = \frac{1}{2} \sum_{i,j=1}^n \tilde{\mathbf{Q}}_{i,j}^{(w)} (\mathbf{x}_i - \mathbf{x}_j)(\mathbf{x}_i - \mathbf{x}_j)^\top$$

$\mathbf{W}_{i,j}$: Similarity

$$\tilde{\mathbf{Q}}_{i,j}^{(w)} = \begin{cases} \mathbf{W}_{i,j}/n_\ell & (y_i = y_j = \ell) \\ 0 & (y_i \neq y_j) \end{cases}$$

Local between-class scatter matrix:

$$\tilde{\mathbf{S}}^{(b)} = \frac{1}{2} \sum_{i,j=1}^n \tilde{\mathbf{Q}}_{i,j}^{(b)} (\mathbf{x}_i - \mathbf{x}_j)(\mathbf{x}_i - \mathbf{x}_j)^\top$$

$$\tilde{\mathbf{Q}}_{i,j}^{(b)} = \begin{cases} \mathbf{W}_{i,j}(1/n - 1/n_\ell) & (y_i = y_j = \ell) \\ 1/n & (y_i \neq y_j) \end{cases}$$

LFDA criterion:

$$\mathbf{B}_{LFDA} = \operatorname{argmax}_{\mathbf{B} \in \mathbb{R}^{m \times d}} \operatorname{tr}(\mathbf{B} \tilde{\mathbf{S}}^{(b)} \mathbf{B}^\top)$$

$$\text{subject to } \mathbf{B} \tilde{\mathbf{S}}^{(w)} \mathbf{B}^\top = \mathbf{I}_m$$

LFDA: Summary

■ LFDA criterion: $B_{LFDA} = \operatorname{argmax}_{B \in \mathbb{R}^{m \times d}} \operatorname{tr}(B \tilde{S}^{(b)} B^\top)$

subject to $B \tilde{S}^{(w)} B^\top = I_m$

■ LFDA solution:

$$B_{LFDA} = (\psi_1 | \psi_2 | \cdots | \psi_m)^\top$$

- $\{\lambda_i, \psi_i\}_{i=1}^m$: Sorted **generalized** eigenvalues and normalized eigenvectors of $\tilde{S}^{(b)} \psi = \lambda \tilde{S}^{(w)} \psi$

$$\lambda_1 \geq \lambda_2 \geq \cdots \geq \lambda_d$$

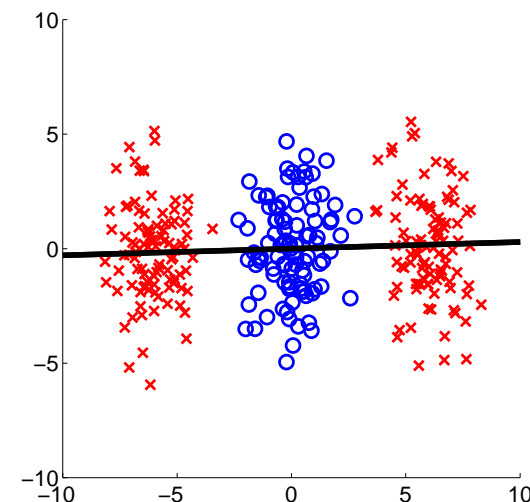
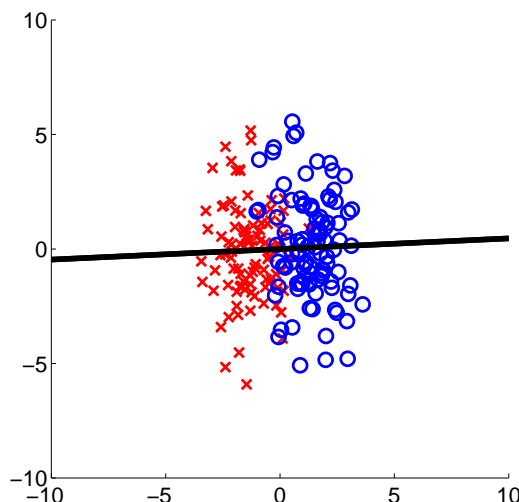
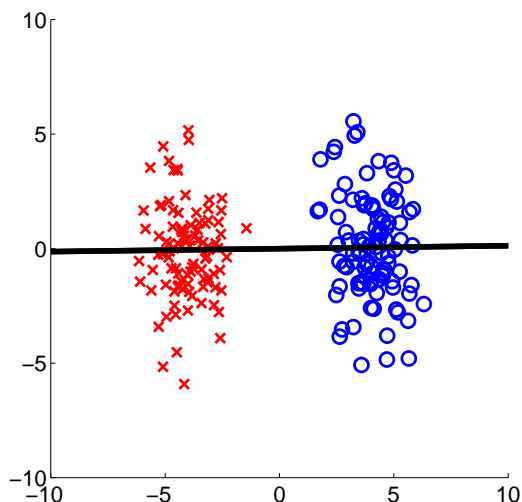
$$\langle \tilde{S}^{(w)} \psi_i, \psi_j \rangle = \delta_{i,j}$$

■ LFDA embedding of a sample x :

$$z = B_{LFDA} x$$

Examples of LFDA

$$d = 2, m = 1 \quad (\mathbb{R}^2 \implies \mathbb{R}^1)$$



Note: Similarity matrix is defined by the nearest-neighbor-based method with 50 nearest neighbors.

- LFDA works well even for samples with **within-class multimodality**.
- Since $\text{rank}(\tilde{S}^{(b)}) \gg c$, m can be large in LFDA.

c : # of classes

m : dimensionality of embedding space

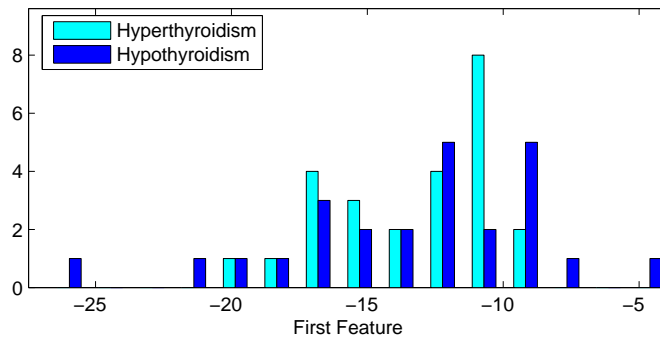
Example of FDA/LFDA

70

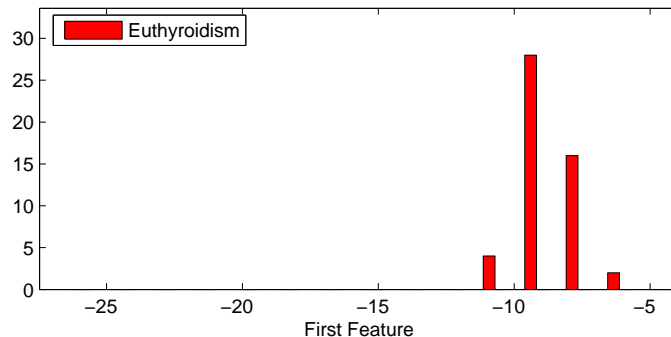
- Thyroid disease data (5-dimensional)
 - T3-resin uptake test.
 - Total Serum thyroxin as measured by the isotopic displacement method.
 - etc
- Label: **Healty** or **sick**
- Sick can caused by
 - **Hyper-functioning of thyroid**
 - **Hypo-functioning of thyroid**

Projected Samples onto 1-D Space

FDA

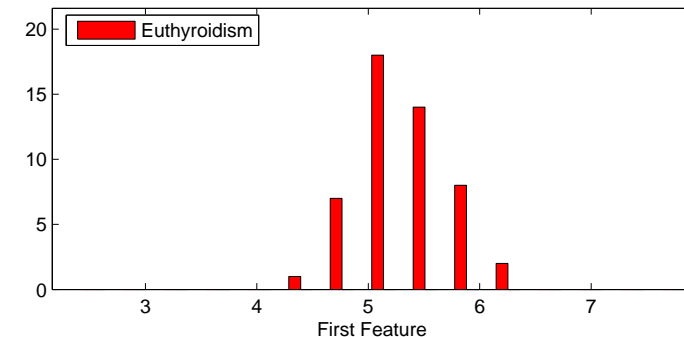
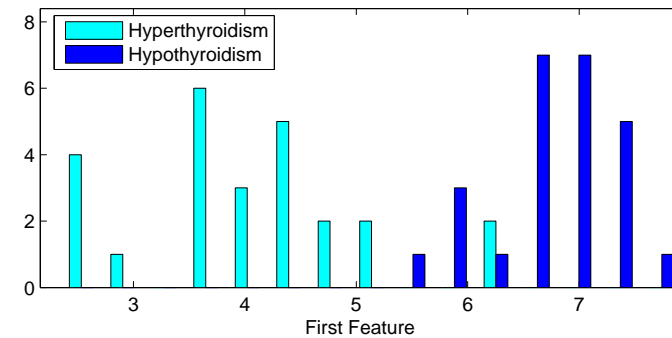


Sick



Healthy

LFDA



- Sick and healthy are nicely split.
- But hyper- and hypo-functioning are mixed.

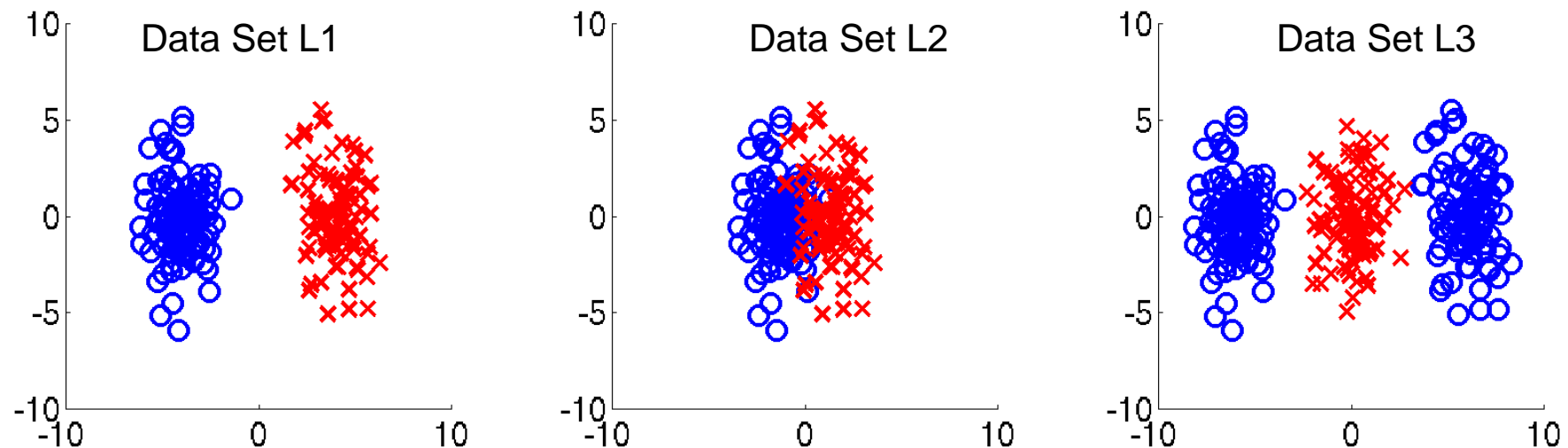
- Sick and healthy are nicely split.
- Hyper- and hypo-functioning are also nicely separated.

Homework

72

1. Implement FDA/LFDA and reproduce the 2-dimensional examples shown in the class.

<http://sugiyama-www.cs.titech.ac.jp/~sugi/data/DataAnalysis>



Test FDA/LFDA with your own (artificial or real) data and analyze the characteristics of FDA/LFDA.

Homework (cont.)

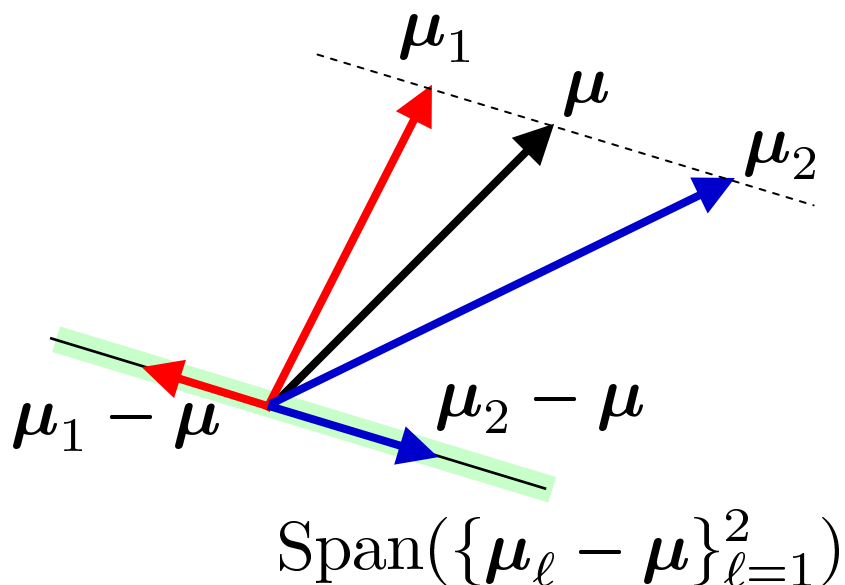
73

2. Prove that $\text{rank}(\mathcal{S}^{(b)}) = c - 1$.

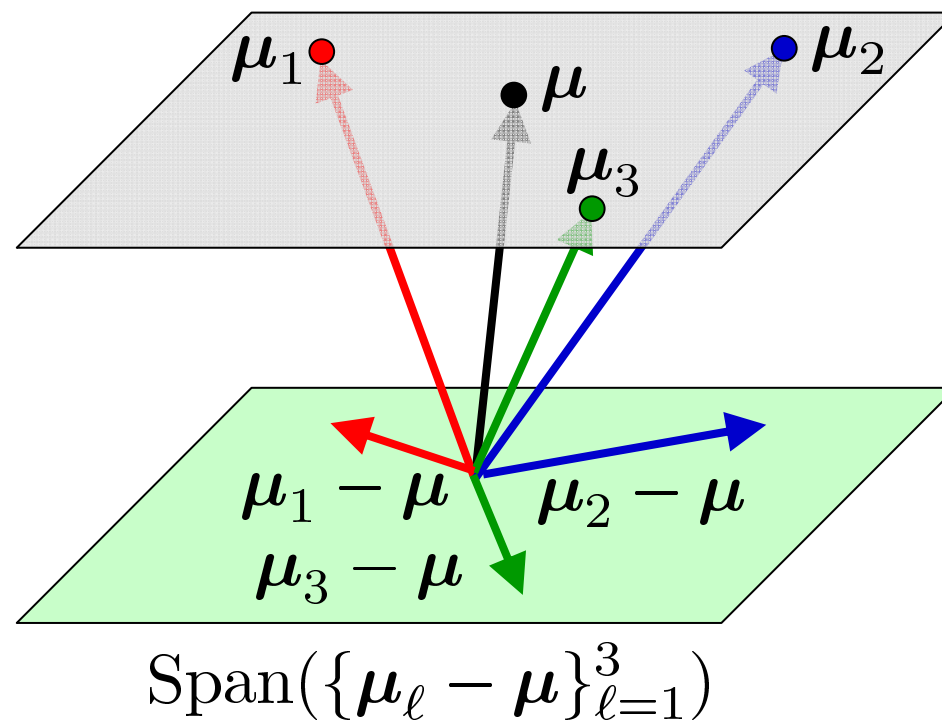
c : # of classes

Hint: Range of $\mathcal{S}^{(b)}$ is spanned by $\{\mu_\ell - \mu\}_{\ell=1}^c$.

• Two-class case



• Three-class case



Homework (cont.)

74

3. Prove that

$$\text{A) } \mathbf{S}^{(w)} = \frac{1}{2} \sum_{i,j=1}^n \mathbf{Q}_{i,j}^{(w)} (\mathbf{x}_i - \mathbf{x}_j)(\mathbf{x}_i - \mathbf{x}_j)^\top$$

$$\text{B) } \mathbf{S}^{(b)} = \frac{1}{2} \sum_{i,j=1}^n \mathbf{Q}_{i,j}^{(b)} (\mathbf{x}_i - \mathbf{x}_j)(\mathbf{x}_i - \mathbf{x}_j)^\top$$

$$\mathbf{Q}_{i,j}^{(w)} = \begin{cases} 1/n_\ell & (y_i = y_j = \ell) \\ 0 & (y_i \neq y_j) \end{cases} \quad \mathbf{Q}_{i,j}^{(b)} = \begin{cases} 1/n - 1/n_\ell & (y_i = y_j = \ell) \\ 1/n & (y_i \neq y_j) \end{cases}$$

n_ℓ :# of samples in class ℓ

n :# of all samples

Hint: The use of the following **mixture scatter matrix** may make your life easy...

$$\mathbf{S}^{(m)} = \mathbf{S}^{(w)} + \mathbf{S}^{(b)} \quad \left(= \sum_{i=1}^n (\mathbf{x}_i - \boldsymbol{\mu})(\mathbf{x}_i - \boldsymbol{\mu})^\top \right)$$

Suggestion

75

■ Read the following article for the next class:

- B. Schölkopf, A. Smola and K.-R. Müller:
Nonlinear Component Analysis as a Kernel
Eigenvalue Problem, *Neural Computation*,
10(5), 1299-1319, 1998.

<http://neco.mitpress.org/cgi/reprint/10/5/1299.pdf>